

How to make your neighborhood cleanup happen!

Getting started

Thanks for doing this! Your neighbors—and your local lakes, rivers and wetlands—appreciate you.

1. **Choose a date and time** at least a month in advance.




2. **Contact your community or city** maintenance office. Your city public works department can help you with maps and compost site hours. They might also be able to help with street closures, safety cones and vests, tools, and other stuff. Seriously, give them a call!



3. **Identify the geographic area** you plan to tackle (so you know who to invite).



4. **Invite community members** to participate (use the door hangers and social media tools provided here).



5. **Prepare for clean-up day.** (See checklist.)




6. **Host the clean-up.** (See checklist.)



7. **Report the estimated amount of debris** collected during the clean-up on Adopt-a-Drain.org. (You'll need to create an account and adopt at least one storm drain to access the reporting tool. It's okay to attribute all of the debris you collect to one drain.)



8. **Send thank you cards** to participants. Include the estimated amount of trash collected during the event, and invite them to sign up for the Adopt-a-Drain program. (Card template provided.)



How to make your neighborhood cleanup happen!

Planning Checklist

Thanks for doing this! Your neighbors—and your local lakes, rivers and wetlands—appreciate you.

1. **Select the area for your clean-up.** This can be your own block, a number of streets in your neighborhood, or the streets around a school or other community center sponsoring the project. This will be the area where you will distribute information, collect bags of debris, and clean up public places.
2. **Contact your city and/or local trash service to:**
 - a. Find out compost site hours
 - b. Find out which lake or river your street(s) drain to
 - c. Let them know what your plans are
 - d. Find out if they have tools you can use, can help with street closures, or anything else you might want help with
3. **Choose a date and time.** In the fall, you will want to schedule the date in advance of the first major snowstorm, but after most leaves have fallen from the trees. In the spring, you may want to wait until street sweepers have made their first pass. This is because sediment you collect in the spring is not compostable since it contains chemical residue from deicers used over the winter. You can check with the city about street sweeping schedules and get their recommendations for disposing of spring waste. After you select a date, remember to choose a back-up date as well, in case you have to reschedule due to inclement weather.
4. **Choose a location for volunteers to meet** on the morning of the clean-up such as a park or someone's yard.
5. **Publicize the clean-up** (use the doorhangers and/or posters provided in the kit) and register people using the volunteer sign-up sheet. Make sure to get phone numbers and/or email addresses for volunteers. Depending on the size of the clean-up area, you will need from 6–30 volunteers.
6. **Ask volunteers to bring cameras** to document the day's events.
7. **Enlist volunteers with pickup trucks** or cars with trailers to pick up bags after the clean-up and drive them to the compost facility. Alternately, you may be able to get the city to do a pick-up.
8. **Secure required equipment:** rakes, shovels, brooms, gloves (ask volunteers to bring from home), compostable yard waste bags (estimated six bags per person), snow shovels or other dust pans, plastic leaf bag chutes, and safety vests and cones (your city or watershed district might have some for you to use).
9. **One week before the event, distribute doorhangers to residents** and flyers to public places in the participating area to let citizens know about the clean-up, how they can help, and why the project is being done. Templates of these materials are provided in this toolkit.
10. **Weather Contingency Plan:** Call or email volunteers the night before or the morning of the event if it is postponed. If you do need to cancel or postpone your event, send a person to the meeting site in case some volunteers show up on the day of the clean-up, unaware of the change.





Why Adopt a Drain?

Talking points for keep neighborhoods clean and protect local waterways.

Everyone knows that trash is no good for lakes and rivers, but many people unwittingly contribute to water pollution because they do not understand that “natural” debris—leaves, grass clippings, fertilizer, road salt, and pet waste—becomes pollution when it hits the water. When these natural pollutants break down, they become food for algae, causing it to grow out of control. With Adopt a Drain, volunteer residents who keep storm drains free of debris contribute to a cleaner water system and healthier communities.

1. Organic stuff like leaves and grass wash down the storm drain.

Leaves and grass in your street are on the fast track to lakes and rivers. When it rains, leaves wash into storm drains and directly into the nearest lake or river.

2. Algae and weeds are fed by all this organic matter.

Once they get into the water and begin to decay, leaves and grass release nutrients that add to the green stuff you see on the surface of our lakes: algae.

3. Water gets green and soupy.

Human activities double the nutrients (phosphorus and nitrogen) in the water. More plant food in the water means more algae and weeds.

4. Less sunlight gets through the water so bottom plants can't grow. Fish and wildlife lose habitat.

When lakes get covered with algae, sunlight can't reach the bottom and plants die off. In the long term, the ecosystem changes so fewer animals can live there.

5. When a lot of algae die, they create a dead zone.

When organic stuff like algae decomposes, it sucks up oxygen in the water. Any animals that can swim leave the area, but slow-moving animals die.





Sweep up! Rake up! Pick up!

Adopt a Storm Drain

A project of Hamline University

adopt-a-drain.org



Community cleanup!

Hey friends! Join us for this community event to clean up our streets and sidewalks. It's a fun way to spend a couple of hours with neighbors. Sweeping up trash, leaves, and other debris protects local lakes and rivers.

What to bring (if you have it):

- Gloves
- Water bottle
- Sun hat
- Rake/broom/snow shovel
- Dustpan
- Trash picker-upper

RSVP if you plan to attend.

DATE:

TIME:

WHERE:

RSVP / CONTACT:



Cleanup day Checklist

- 1 Have fun!**
- 2 Ensure you have support vehicles** or another way to transport the debris you collect.
- 3 Make sure you have the equipment you need:** yard waste bags (35 gallons or larger), brooms, rakes, shovels, and gloves.
- 4 Empty Bags:** Most compost sites require you to empty the bags and take the empty bags for appropriate disposal, recycling, or reuse.
- 5 Welcome volunteers:** Have an area and a person designated to welcome, check in volunteers, and give them nametags (included in this kit). You could provide coffee and snacks. A local bakery or coffee shop may be willing to donate coffee and/or pastries, or one of the volunteers may be willing to bring snacks and beverages.
- 6 Recorder:** Enlist one volunteer to count and record the number of bags delivered by clean-up volunteers. Don't forget to report this on the Adopt-a-Drain.org site.
- 7 Make a few opening remarks:** When volunteers have gathered, thank everyone and briefly talk about the connection between clean streets and clean lakes and rivers. Talking points provided.

Post-event Checklist

- 1 Bring collected debris to a compost facility.** Most compost sites require you to empty the bags and take them away for appropriate disposal: recycling or reuse.
- 2 Report the estimated amount** of debris collected during the cleanup on the Adopt-a-Drain.org website. You can also email this information to: adoptadrain@hamline.edu.
- 3 Send a thank you** to participants, telling them how much trash was collected during the event, and inviting them to sign up for the Adopt-a-Drain program. (Cards included.)

Adopt a Storm Drain
adopt-a-drain.org



Name tags for clean-up volunteers (These printable name badges are sized for any 8-up Avery adhesive name badge sheet.)

Hi, my name is:

I know about:

I want to
know about:

Hi, my name is:

I know about:

I want to
know about:

Hi, my name is:

I know about:

I want to
know about:

Hi, my name is:

I know about:

I want to
know about:

Hi, my name is:

I know about:

I want to
know about:

Hi, my name is:

I know about:

I want to
know about:

Hi, my name is:

I know about:


I want to
know about:

Hi, my name is:

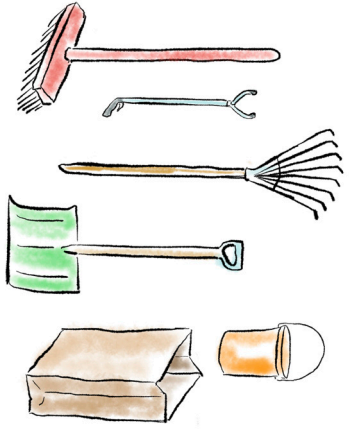
I know about:

I want to
know about:

Thank
you!



Thank
you!



Thank
you!

Adopt a Storm Drain

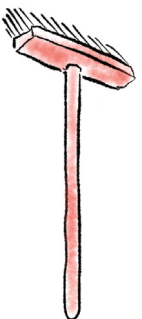
adopt-a-drain.org

Thank
you!

Adopt a Storm Drain

adopt-a-drain.org

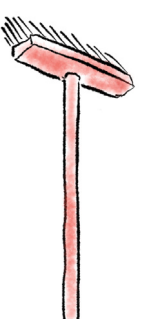
Keep up the good work by keeping leaves, trash, and other debris from washing down storm drains *year-round*. Sign up to adopt a drain today!
adopt-a-drain.org.



Thanks for your help at the cleanup. Your efforts improved the neighborhood and protected local lakes, rivers, and wetlands.

We collected _____ of trash, leaves, grass, and sediment!

Keep up the good work by keeping leaves, trash, and other debris from washing down storm drains *year-round*. Sign up to adopt a drain today!
adopt-a-drain.org.



Thanks for your help at the cleanup. Your efforts improved the neighborhood and protected local lakes, rivers, and wetlands.

We collected _____ of trash, leaves, grass, and sediment!



Adopt a Storm Drain Community Cleanup!

Adopt a Storm Drain Community Cleanup!

Join us for a community storm drain cleanup!

Join us for a community storm drain cleanup!

DATE:

DATE:

TIME:

TIME:

WHERE:

WHERE:

RSVP & CONTACT:

RSVP & CONTACT:

adopt-a-drain.org

Sweep up! Rake up! Pick up!



adopt-a-drain.org

Sweep up! Rake up! Pick up!



Hey friends!

Join us for this community event to clean up our streets and sidewalks. It's a fun way to spend a couple of hours with neighbors. Sweeping up trash, leaves, and other debris protects local lakes and rivers.

RSVP if you plan to attend.

Thank you!

Hey friends!

Join us for this community event to clean up our streets and sidewalks. It's a fun way to spend a couple of hours with neighbors. Sweeping up trash, leaves, and other debris protects local lakes and rivers.

RSVP if you plan to attend.

Thank you!

